



The Demonstration School of Suan Sunandha Rajabhat University

# ART16101 Primary 6

Academic Year 1/2021

Unit 1 wonderful human Unit 2 cozy home Unit 3 Thai local goods



Compiled by: Aj. Pawinee Sorawech

Name.....

P. 6/ ..... No .....

## Preface

Art subjects using integrated learning management content of the subject group. It is a subject that empowers learning, communication and applying in everyday life. This will help students to develop communication skills to convey ideas to others to be able to understand what they are communicating effectively Therefore, art subject this issue, the teacher focuses on promoting a wide variety of learning for efficiency. Put to use in daily life Continue to have quality

Pawinee Sorawech

# CONTENTS

Preface.....2

Course Outline.....4

Element of art .....6

vocabulary for art.....10

Works Activities Unit 1 wonderful human .....15


Works Activities Unit 2 cozy home .....19

Works Activities Unit 3Thai local goods .....23

Student behavior assessment sheet.....26

Bibliography.....27

Author biography.....28



## Course Outline

### Primary 6

**ART16101**

**1.0/40**

Study, search, observe, lecture, debate, discuss, identify, analyze, classify, compare, create, practice, use the color of opposite and use Opposite colors to convey thoughts and emotions. Principles of sizing, proportions, balance in visual art creation. Visual arts from 2D to 3D format using the principles of light, shadows and weight. Sculptures using the principle of increasing and decreasing visual arts using the principle of figure and space, visual arts using complementary colors. Principles of sizing, proportion and balance. Visual arts are diagrams, diagrams and illustrations to convey ideas. Or stories about various events The role of visual arts in Reflect life and society Influence of religious beliefs on local visual arts. Local cultural influences on the creation of personal visual arts, costume design.



Topics	Activities	Score
Unit 1 My body	Drawing with colour pencils Learn to use a shape designed to work independently. - painting. - Know and understand literature Thailand	10
Unit 2 Cozy Home	Painting - Learn to use a shape into the picture. - A visual representation of the various parts of the shape drawing.	10

Topics	Activities	Score
	- The use of wood provides a beautiful photo.	
<b>Unit 3 Collage</b>	Painting - Learn to use a shape into the picture. - A visual representation of the various parts of the shape drawing the worship time. - Learn to use simple shapes, lines, shapes, contours. - Expressive painting depicts a light shadow.	10
theory test	- test	20
integration	the action or process of integrating. - Integration of all groups	
affective domain	- affective domain	


## Elements of art

It is a natural element. Is a fundamental element of beauty. In the garden design. Need to understand the values and fundamentals of beauty. Can be used for harmony. Elements of art It consists of points, lines, colors, shapes, and shapes. Textures, patterns, and spaces.

1. **Point (point)** is the first point of seeing. By our feelings. No point, width, length, and depth are the smallest, indistinguishable. So the point stalled. No static and no direction. (Centralized) point is the initial element of the shape. The point is deterministic.



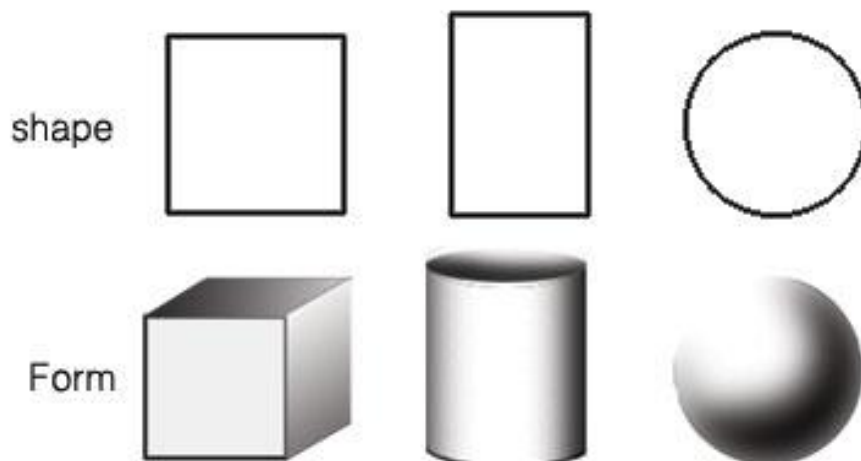
2. **Lines (line)** Lines are the basis of the structure of everything in the universe. The most important thing in designing things is that they are all composed of lines. The meaning of the word line is



### 3. Shape and shape


3.1 Shape And the curve is composed to form. The shape consists of two sides, the width and the long side called the two-dimensional shape, only the surface of the image only. No deep part The shape looks different.

3.2 Form means the structure of things consists of three sides: the sides, the sides, the long and the thick, and the three-dimensional shapes can be measured in size and volume. The shapes look different.



#### 4. texture (texture)

Skin texture refers to the appearance of the surface of things when exposed or touched, and then feel rough, fine, glossy, rugged, velvet, etc. The surface of the art. May be a natural skin type. Can be tangible, such as the surface of the sandpaper, orange skin or artificial skin. Which, when viewed, will feel rough or fine. But when touched, it must be turned into a smooth surface, such as synthetic materials that are made of wood, wood, stone surfaces.




#### 5. pattern (pattern)

Patterns in each thing are very different. There are natural patterns such as wood or man-made patterns, such as patterns on paper fabrics. Or patterns in texture, texture, texture on the sidewalk. These are the The creation of the pattern will create the surface to be popular according to the pattern of this pattern.

#### 6. colors (colors)







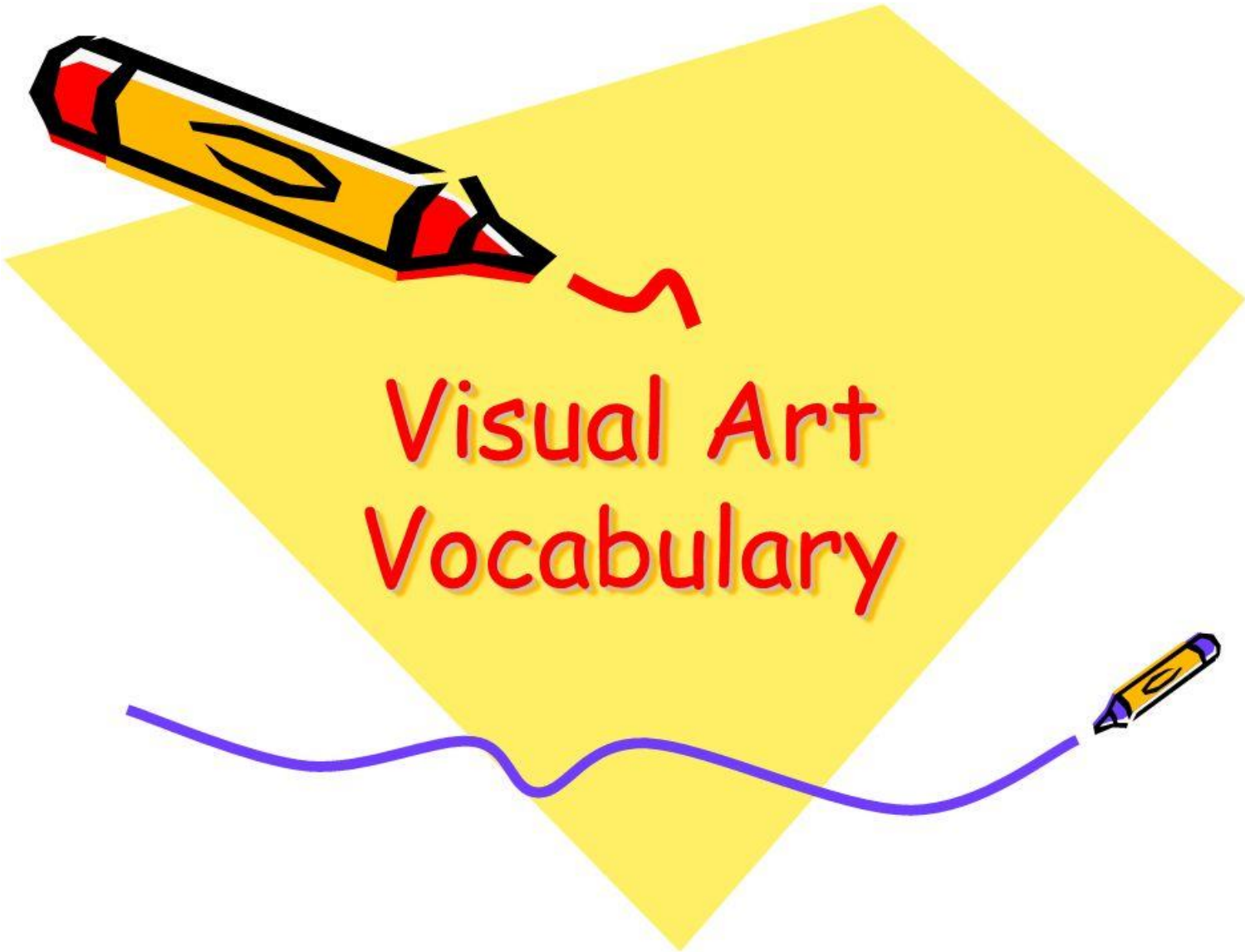
## COLOR FOR KIDS

Color is a natural phenomenon. Color is in the sunlight as a light wave. It is visible when sunlight passes through the air vapor. The rainbow in the sky is 7 colors: red, orange, yellow, green, blue, violet, blue (indigo) and violet, or sunlight through the prism, it will also be colored as a rainbow.

**7. Space or space.** Gaps or periods have the following meanings:

- Volume in shape eating space.
- air around the shape
- the distance between the shape (canal)





# Visual Art Vocabulary

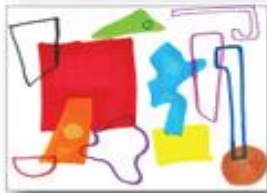
# Elements of Art

These are the basic elements that are used by Artists in creating Art; they are what you use to create an aesthetically pleasing work. When we make Art, we need to understand and apply these seven Elements of Art.



## Line

A mark made by a pointed tool such as a brush, pen or stick; a moving point.




## Shape

A flat, enclosed area that has two dimensions, length and width. Artists use both geometric and organic shapes.



## Color

Is one of the most dominant elements. It is created by light. There are three properties of color; Hue (name,) Value (shades and tints,) and Intensity (brightness.)




## Value

Degrees of lightness or darkness. The difference between values is called value contrast.



## Form

Objects that are three-dimensional having length, width and height. They can be viewed from many sides. Forms take up space and volume.



## Texture

Describes the feel of an actual surface. The surface quality of an object; can be real or implied.



## Space

Is used to create the illusion of depth. Space can be two-dimensional, three-dimensional, negative and/or positive.

# Art Words

<p>artist</p> 	<p>easel</p> 	<p>paintbrush</p> 	<p>palette</p> 
<p>color pencil</p> 	<p>markers</p> 	<p>crayons</p> 	<p>watercolors</p> 
<p>paint</p> 	<p>draw</p> 	<p>oil pastel</p> 	<p>glue</p> 
<p>frame</p> 	<p>glue stick</p> 	<p>scissors</p> 	<p>color wheel</p> 

# Art words

			
artist	easel	palette	paint
			
paint brush	markers	oil pastels	colored pencils
			
crayons	draw - color	picture	frame
			
create	glue - glue stick	scissors	color wheel

# Arts



drawing



painting



ceramics



photography



architecture



sculpture



music



theatre



dance



gastronomy

# Works Activities

## Practice ARTS

Topics	Activities	Score
Unit 1 wonderful human	Drawing with colour pencils Learn to use a shape designed to work independently. - painting. - Know and understand literature Thailand	10

\*\*\*\*\*


Guideline: Have students picture Fill the tree picture. With natural coloring.

Media Materials: 1. Black pencil 2. Eraser 3. Color pencil or Magic 4.

Fountain pen

1. Students draw a picture of the future house and paint it beautifully.


Works title.....






2.Students draw Thai costumes and paint them beautifully.

Works title.....



3. Students draw Thai food and paint them beautifully.

Works title.....



# Works Activities

## Practice ARTS

Topics	Activities	Score
Unit 2 Cozy Home	Painting - Learn to use a shape into the picture. - A visual representation of the various parts of the shape drawing. - The use of wood provides a beautiful photo.	10


\*\*\*\*\*

Guideline: Have students picture Fill the tree picture. With natural coloring.

Media Materials: 1. Black pencil 2. Eraser 3. Color pencil or Magic 4. Fountain pen


4.Students draw Thai traditional houses and paint them beautifully.

Works title.....




5.Students draw temples in Thailand and paint them beautifully.

Works title.....



6.Students draw pictures of Thai people in the countryside and paint them beautifully.

Works title.....



# Works Activities

## Practice ARTS

Topics	Activities	Score
Unit 3 Thai local goods	Painting - Learn to use a shape into the picture. - A visual representation of the various parts of the shape drawing the worship time. - Learn to use simple shapes, lines, shapes, contours. - Expressive painting depicts a light shadow.	10

\*\*\*\*\*


Guideline: Have students picture Fill the tree picture. With natural coloring.

Media Materials: 1. Black pencil 2. Eraser 3. Color pencil or Magic 4.

Fountain pen

7. Students draw pictures of my school and paint them beautifully.


Works title.....






8.Students draw pictures of my classroom and paint them beautifully.

Works title.....



9.Students draw pictures of my friends and paint them beautifully.

Works title.....



## Student behavior assessment sheet

Item	Skill	Quality level				
		1	2	3	4	5
1	The ability to communicate					
2	Thinking ability					
3	Problem solving ability					
4	Ability to use life skills					
5	5.The ability to use technology					

Evaluation criteria

Criteria for determining the quality level

1 level of quality improvement

2 levels of quality are fair

3 levels of good quality

4 levels of quality very good

5 levels of excellent quality

.....

Assessment teacher

## Bibliography

สำนักวิชาการและมาตรฐานการศึกษา กระทรวงศึกษาธิการ. 2553. ตัวชี้วัดและสาระการเรียนรู้ กลุ่มสาระการเรียนรู้ ตามหลักสูตรแกนกลางการศึกษาขั้นพื้นฐานพุทธศักราช 2551. พิมพ์ครั้งที่ 2. กรุงเทพมหานคร.

กระทรวงศึกษาธิการ. 2551. หลักสูตรแกนกลางการศึกษาขั้นพื้นฐาน พุทธศักราช 2551. กรุงเทพมหานคร : โรงพิมพ์ชุมนุมสหกรณ์การเกษตรแห่งประเทศไทย จำกัด.

Laura Payne, Julia Kelly .Title: ESSENTIAL PICASSO :[Laura Payne, Julia Kelly] (Author)

Hazel Harrison .Art School: How to Paint & Draw: A Complete Course on Practical & Creative Techniques Paperback – Hazel Harrison (Author)

Paul B. Davies .The Beginner's Guide to Drawing Cartoons Hardcover – by Paul B. Davies (Author)

Bernadette Cvitkovic .Exploring Primary Art Book 5 Year 6: Bernadette Cvitkovic (Author)

[https://www.thoughtco.com/thmb/vMn5zVRwYi3VU2qifM6n428GaXA=/768x0/filters:no\\_upscale\(\):max\\_bytes\(150000\):strip\\_icc\(\):format\(webp\)/what-are-the-elements-of-art-182704\\_FINAL-9a30cee7896f4d3a9e078274851d5382.png](https://www.thoughtco.com/thmb/vMn5zVRwYi3VU2qifM6n428GaXA=/768x0/filters:no_upscale():max_bytes(150000):strip_icc():format(webp)/what-are-the-elements-of-art-182704_FINAL-9a30cee7896f4d3a9e078274851d5382.png)

<https://phonphimonbbcit58.files.wordpress.com/2015/08/e0b980e0b89be0b8a5e0b8b7e0b8ade0b881e0b895e0b989e0b899e0b881e0b8b2e0b8a3e0b89ae0b8b9e0b8a3.jpg>

[https://www.google.com/search?q=%E0%B8%AA%E0%B8%B5&tbm=isch&ved=2ahUKEwion\\_mQxonwAhXCvmMGHQd\\_D8QQ2-cCegQIABAA&oq=%E0%B8%AA%E0%B8%B5&gs\\_lcp=CgNpbWcQAziECCMQJzIECAAQEzIECAAQEzIECAAQEzIECAAQEzIECAAQEzIECAAQEzIECAAQEzIECAAQEzIECAAQEzIECAAQEzoCCAA6BAgAEB5Qg4oKWIKPCmD0mQpoAHAAeACAAAdkBiAHcApIBBTauMS4xmAEAoAEBqgELZ3dzLXdpei1pbWfAAQE&scroll=img&ei=WxF9YOiFLsL9juMPh\\_69oAw&bih=657&biw=1366&rlz=1C1CHBF\\_enTH879TH879#imgsrc=x0AdKWtXgAM\\_vM&imgdii=6UH0ppKw1oxY2M](https://www.google.com/search?q=%E0%B8%AA%E0%B8%B5&tbm=isch&ved=2ahUKEwion_mQxonwAhXCvmMGHQd_D8QQ2-cCegQIABAA&oq=%E0%B8%AA%E0%B8%B5&gs_lcp=CgNpbWcQAziECCMQJzIECAAQEzIECAAQEzIECAAQEzIECAAQEzIECAAQEzIECAAQEzIECAAQEzIECAAQEzoCCAA6BAgAEB5Qg4oKWIKPCmD0mQpoAHAAeACAAAdkBiAHcApIBBTauMS4xmAEAoAEBqgELZ3dzLXdpei1pbWfAAQE&scroll=img&ei=WxF9YOiFLsL9juMPh_69oAw&bih=657&biw=1366&rlz=1C1CHBF_enTH879TH879#imgsrc=x0AdKWtXgAM_vM&imgdii=6UH0ppKw1oxY2M)

## Author biography



## PROFILE

- . Training on development projects and criticizing research proposals for research funding from the fiscal year university income budget, 2015, between 15-16 August 2014 at the Royal Hills Golf Resort Castle Suites & Spa in Nakhon Nayok, organized by the Research and Suan Sunandha Rajabhat University.

- . Training Program conducted Account of Google Scholar and training, information, research articles and scholarly articles TCI SJR and SCOPUS organized by the Research and Suan Sunandha Rajabhat University.

- . Training and Development English faculty and staff, Suan Sunandha Rajabhat University Class 1 ( English Language International Potential has: Development ) held on 2 March 2015 - On 2 April 2015 .

## CONTACT

Demonstration School Suan Sunantha Rajabhat University (Primary)  
1 Uthong Nok Road, Samsen, Dusit,  
Bangkok 10300

**PHONE 086-666-8155**

**LINE : 086 666 8155**

**E-MAIL :**

**PAWINEE.SO@SSRU.AC.TH**

## WORK SLOGAN

**The success of the organization  
is the goal of work.**

# MS.PAWINEE SORAWECH

Demonstration School of

Suan Sunandha Rajabhat University

Head of art learning subject group in primary school

## EDUCATION

PhD	2020	Ph.D.Student at Suan Sunandha Rajabhat University
Master's degree	2014	Suan Sunandha Rajabhat University
Bachelor's degree diploma	1997	Rajabhat Suan Dusit Institute College ,Suan Sunandha
High school	1990	Surasak Montri School
Grade 1 - 6	1985	Wat Phraya Young School

## SKILLS

- Knowledge and understanding of organizational quality management systems
- English language skills from international research presentations
- Computer skills in print media design and general document work
- Quality management lecturer The subject of quality indicator ( KPI )
- Lecturer in teaching children's arts6. Participate in art exhibitions with invited organizations such as artists, Dharma groups, etc.

## WORK EXPERIENCE

1. Elementary school art teacher, years 1-6
2. Position head of art learning group
3. working at Suan Sunandha Rajabhat University

